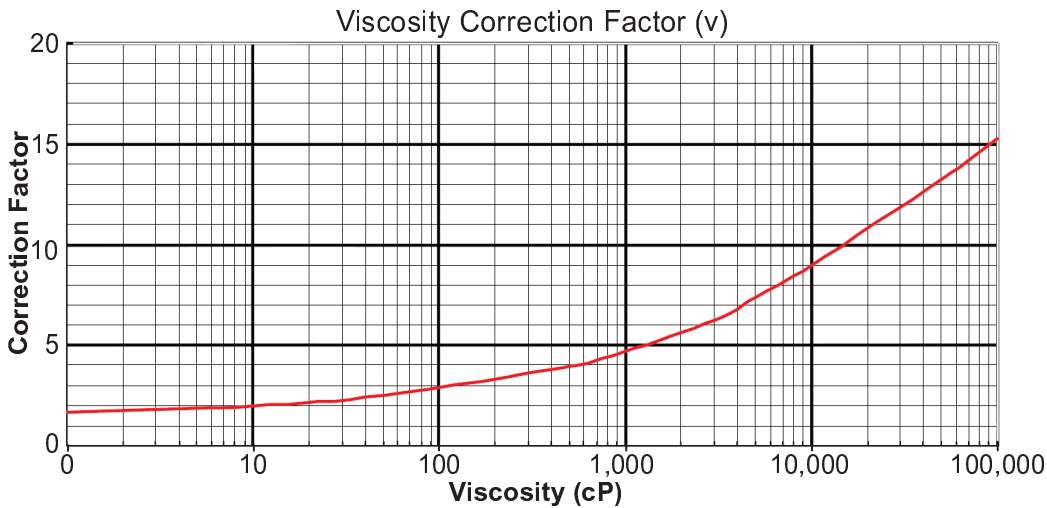
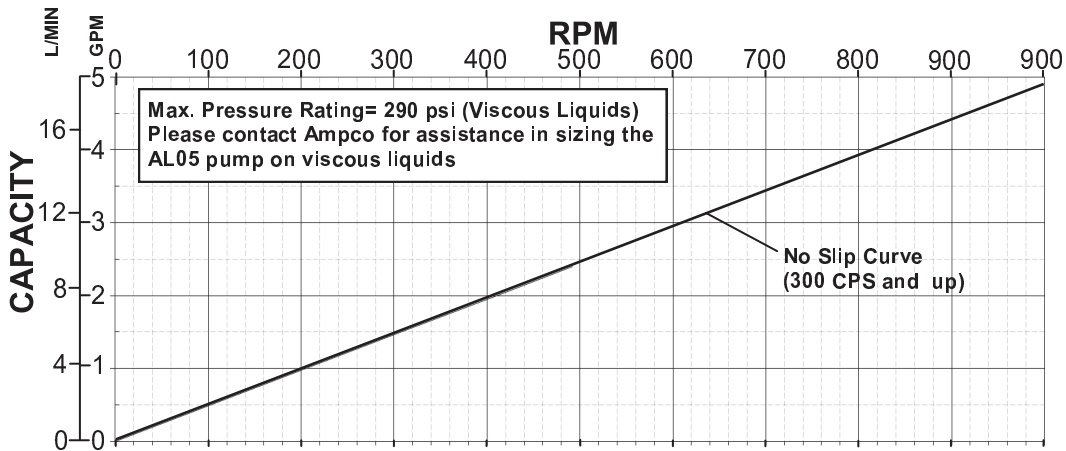


# AL Series Positive Displacement Pumps



(English units) **Total Power (HP)** =  $(.0007 \times p + .0051 \times v) \times n \times c$

(Metric units) **Total Power (Kw)** =  $\frac{(2 \times p + v) \times n \times c}{1000}$

Where: p = pressure (psi or bar)  
 v = viscosity correction factor (from graph)  
 n = speed (RPM)  
 c = displacement (G/rev. or L/rev from table below)

<b>AL Series Model</b>	<b>05</b>
C (G/rev)	.005
C (L/rev)	.020

## Ampco AL Series Model: **AL05**

Standard Clearances  
 Standard Port Size = 1.0"  
 Displacement =  
 0.005 Gal/Rev  
 (0.020 L/Rev)

### Operating Specifications:

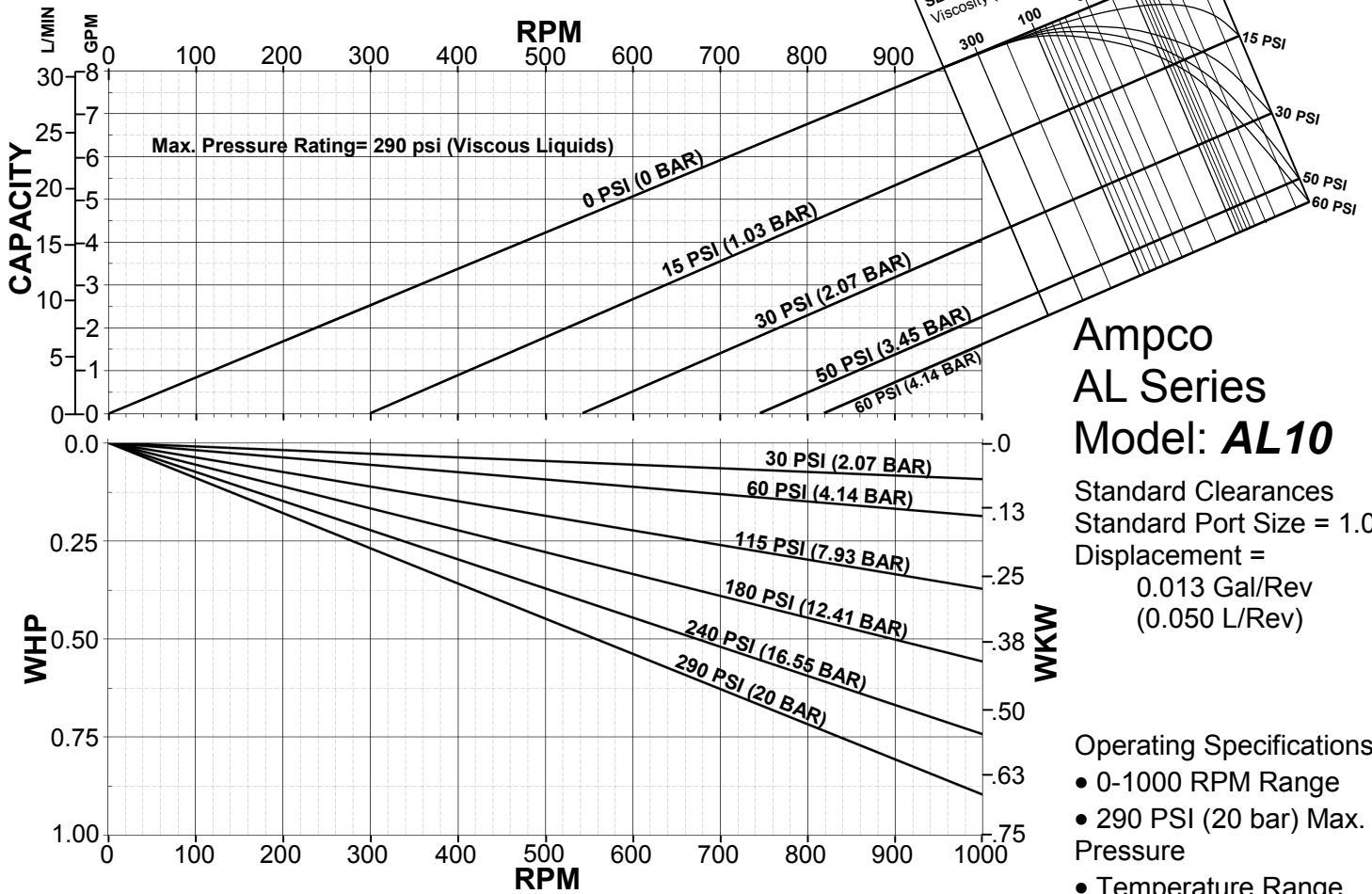
- 0-1000 RPM Range
- 290 PSI (20 bar) Max. Pressure
- Temperature Range  
 -40 °F (-40°C) to  
 250 °F (121°C)

Subject to change without notice



**CSI** 417.831.1411  
 csidesigns.com

# AL Series Positive Displacement Pumps



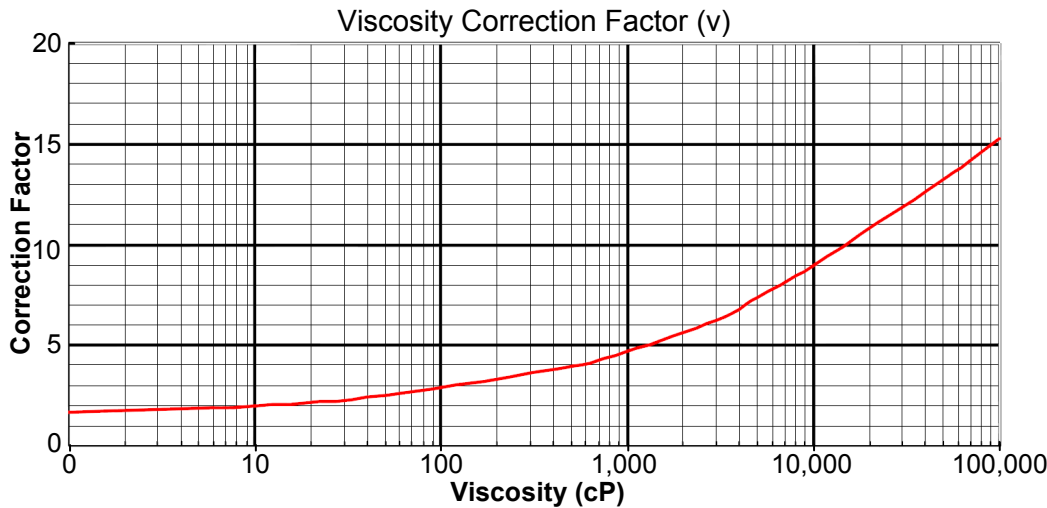
## Ampco AL Series Model: **AL10**

Standard Clearances  
Standard Port Size = 1.0"  
Displacement =  
0.013 Gal/Rev  
(0.050 L/Rev)

### Operating Specifications:

- 0-1000 RPM Range
- 290 PSI (20 bar) Max. Pressure
- Temperature Range  
-40 °F (-40°C) to  
250 °F (121°C)

Subject to change without notice



(English units) **Total Power (HP)** =  $(.0007 \times p + .0051 \times v) \times n \times c$

(Metric units) **Total Power (Kw)** =  $\frac{(2 \times p + v) \times n \times c}{1000}$

Where: p = pressure (psi or bar)  
v = viscosity correction factor (from graph)  
n = speed (RPM)  
c = displacement (G/rev. or L/rev from table below)

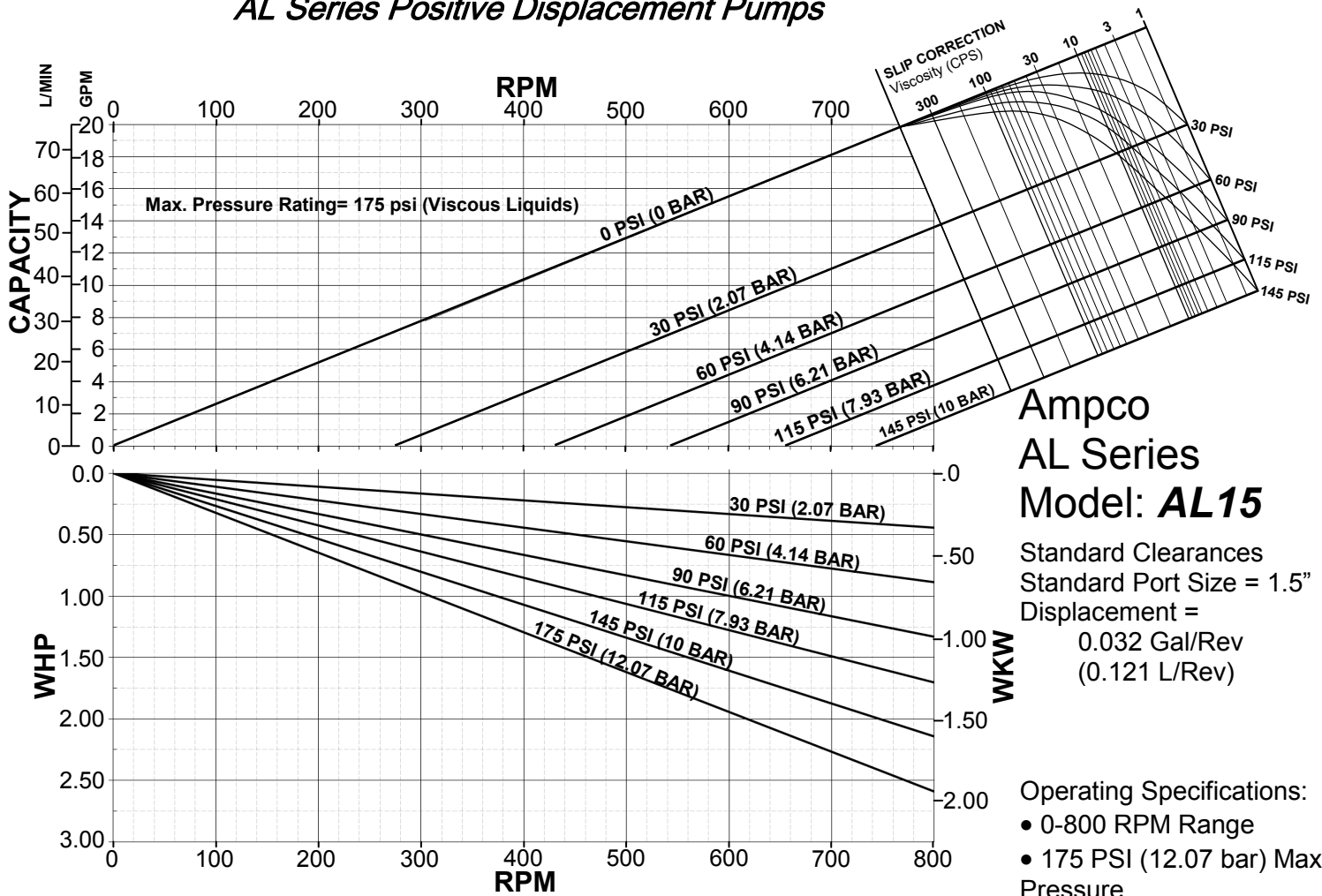
AL Series Model	10
C (G/rev)	.013
C (L/rev)	.050



**CSI** 417.831.1411  
csidesigns.com

www.ampcopumps.com

# AL Series Positive Displacement Pumps

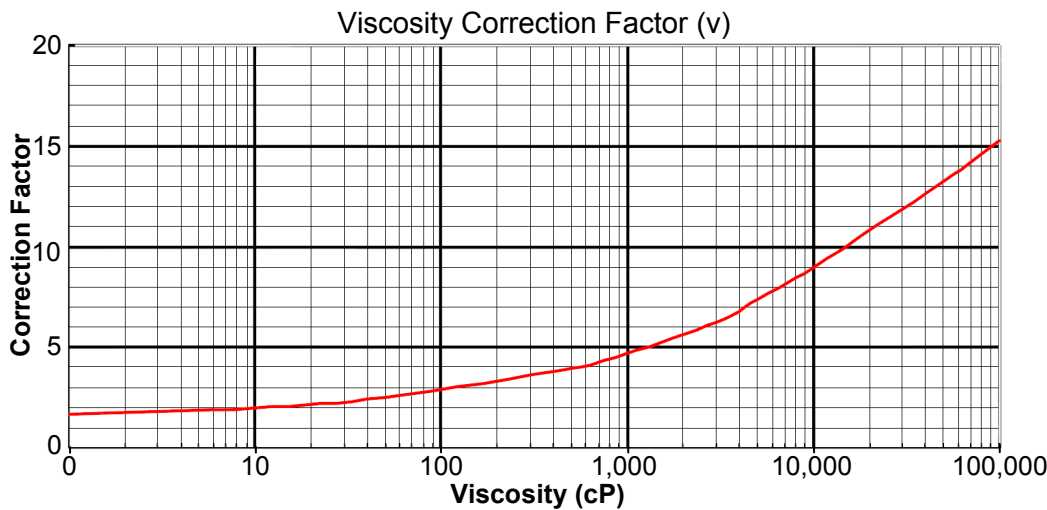


## Ampco AL Series Model: **AL15**

Standard Clearances  
Standard Port Size = 1.5"  
Displacement =  
0.032 Gal/Rev  
(0.121 L/Rev)

- Operating Specifications:
- 0-800 RPM Range
  - 175 PSI (12.07 bar) Max. Pressure
  - Temperature Range  
-40 °F (-40°C) to  
250 °F (121°C)

Subject to change without notice



(English units) **Total Power (HP)** =  $(.0007 \times p + .0051 \times v) \times n \times c$

(Metric units) **Total Power (Kw)** =  $\frac{(2 \times p + v) \times n \times c}{1000}$

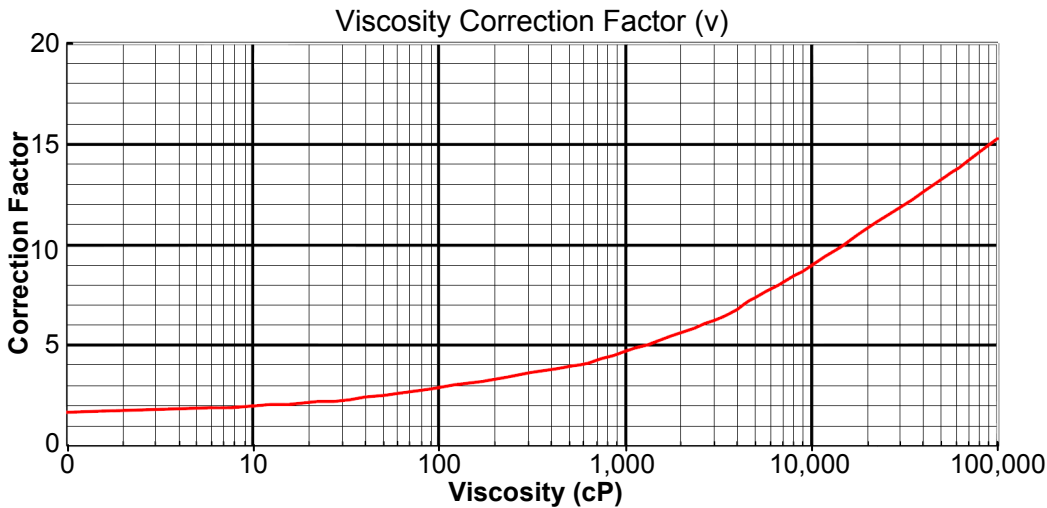
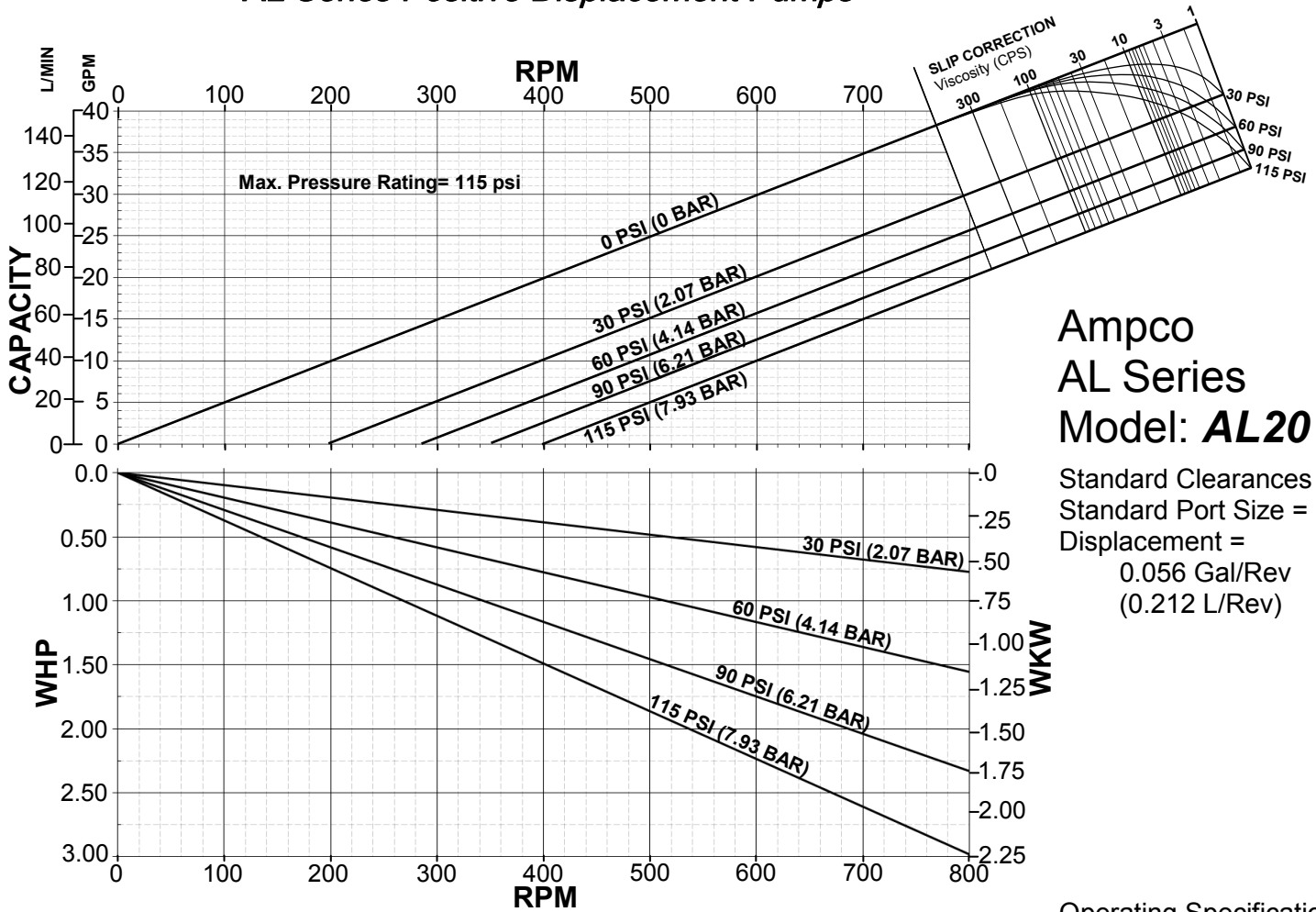
Where: p = pressure (psi or bar)  
v = viscosity correction factor (from graph)  
n = speed (RPM)  
c = displacement (G/rev. or L/rev from table below)

AL Series Model	15
C (G/rev)	.032
C (L/rev)	.121



**CSI** 417.831.1411  
csidesigns.com

# AL Series Positive Displacement Pumps



## Ampco AL Series Model: **AL20**

Standard Clearances  
Standard Port Size = 2.0"  
Displacement =  
0.056 Gal/Rev  
(0.212 L/Rev)

- Operating Specifications:
- 0-800 RPM Range
  - 115 PSI (7.93 bar) Max. Pressure
  - Temperature Range  
-40 °F (-40°C) to  
250 °F (121°C)

Subject to change without notice

(English units) **Total Power (HP)** =  $(.0007 \times p + .0051 \times v) \times n \times c$

(Metric units) **Total Power (Kw)** =  $\frac{(2 \times p + v) \times n \times c}{1000}$

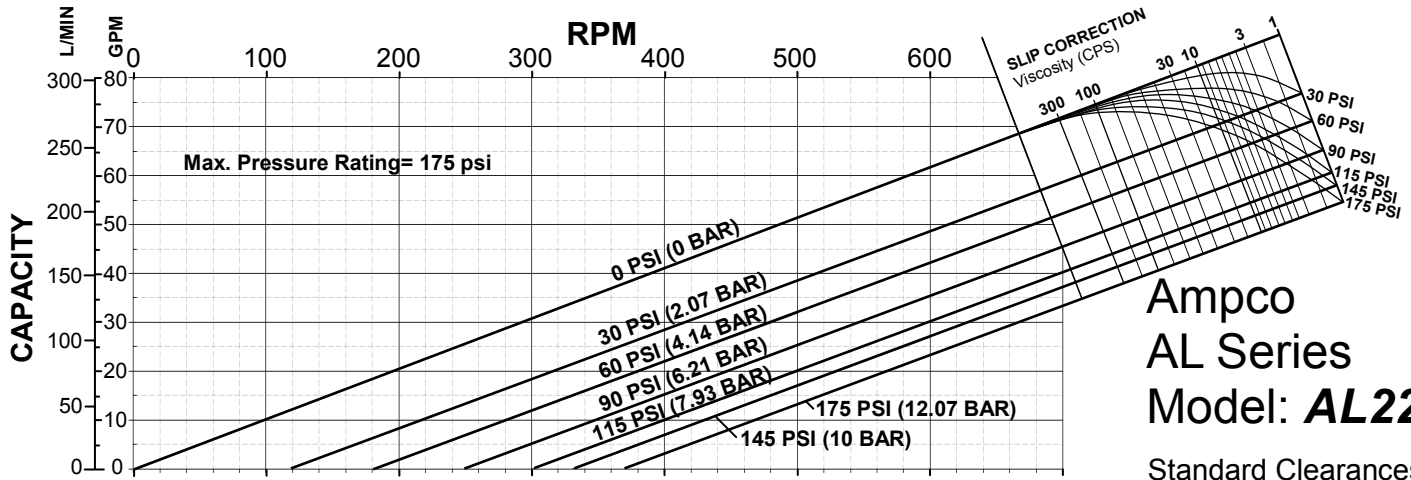
Where: p = pressure (psi or bar)  
v = viscosity correction factor (from graph)  
n = speed (RPM)  
c = displacement (G/rev. or L/rev from table below)

AL Series Model	20
C (G/rev)	.056
C (L/rev)	.212



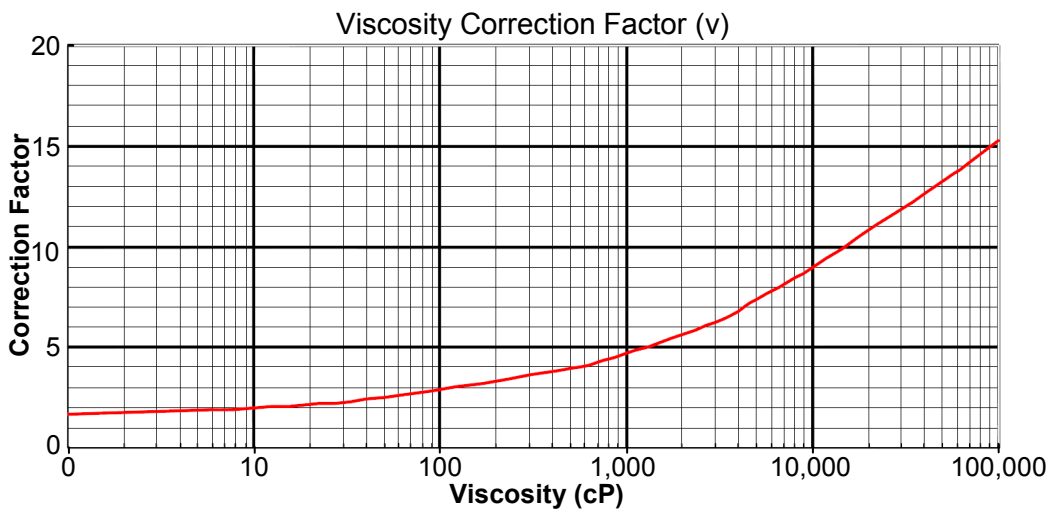
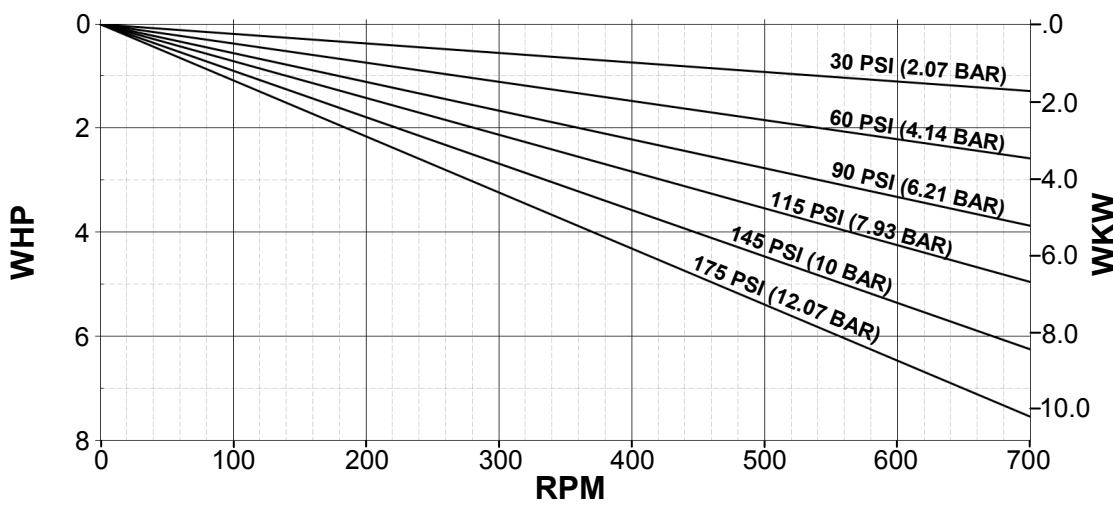
**CSI** 417.831.1411  
csidesigns.com

# AL Series Positive Displacement Pumps



**Ampco  
AL Series  
Model: AL22**

Standard Clearances  
Standard Port Size = 2.0"  
Displacement =  
0.106 Gal/Rev  
(0.401 L/Rev)



- Operating Specifications:
- 0-700 RPM Range
  - 175 PSI (12.07 bar) Max. Pressure
  - Temperature Range  
-40 °F (-40°C) to  
250 °F (121°C)

Subject to change without notice

(English units) **Total Power (HP)** =  $(.0007 \times p + .0051 \times v) \times n \times c$

(Metric units) **Total Power (Kw)** =  $\frac{(2 \times p + v) \times n \times c}{1000}$

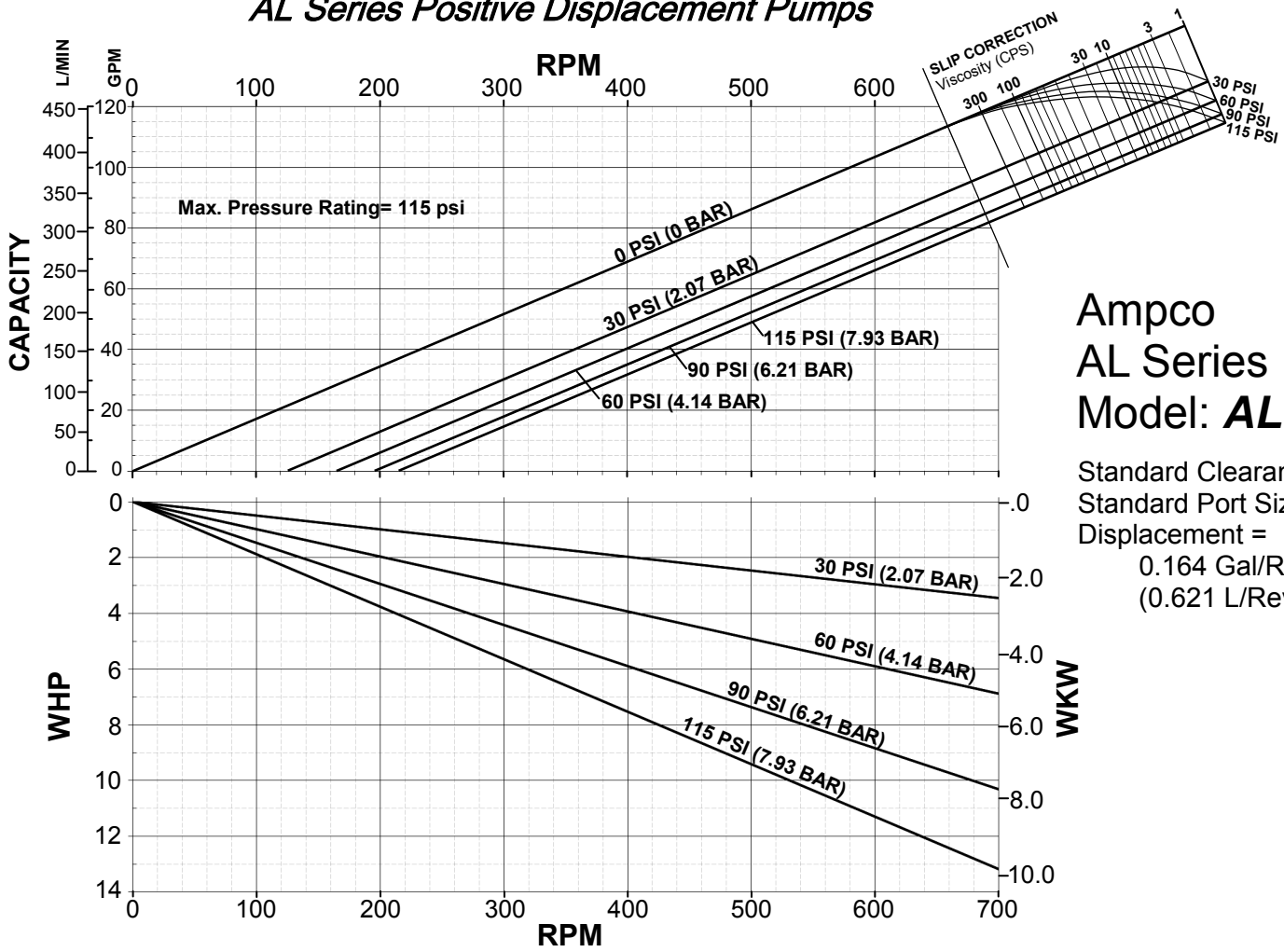
Where: p = pressure (psi or bar)  
v = viscosity correction factor (from graph)  
n = speed (RPM)  
c = displacement (G/rev. or L/rev from table below)

AL Series Model	22
C (G/rev)	.106
C (L/rev)	.401



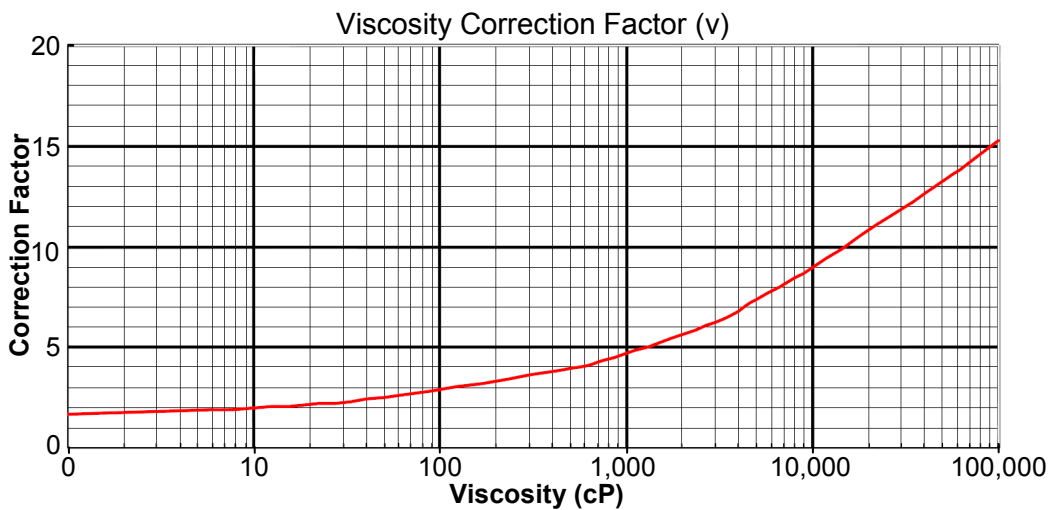
**CSI** 417.831.1411  
csidesigns.com

# AL Series Positive Displacement Pumps



## Ampco AL Series Model: **AL25**

Standard Clearances  
Standard Port Size = 2.5"  
Displacement =  
0.164 Gal/Rev  
(0.621 L/Rev)



- Operating Specifications:
- 0-700 RPM Range
  - 115 PSI (7.93 bar) Max. Pressure
  - Temperature Range  
-40 °F (-40°C) to  
250 °F (121°C)

Subject to change without notice

(English units) **Total Power (HP)** =  $(.0007 \times p + .0051 \times v) \times n \times c$

(Metric units) **Total Power (Kw)** =  $\frac{(2 \times p + v) \times n \times c}{1000}$

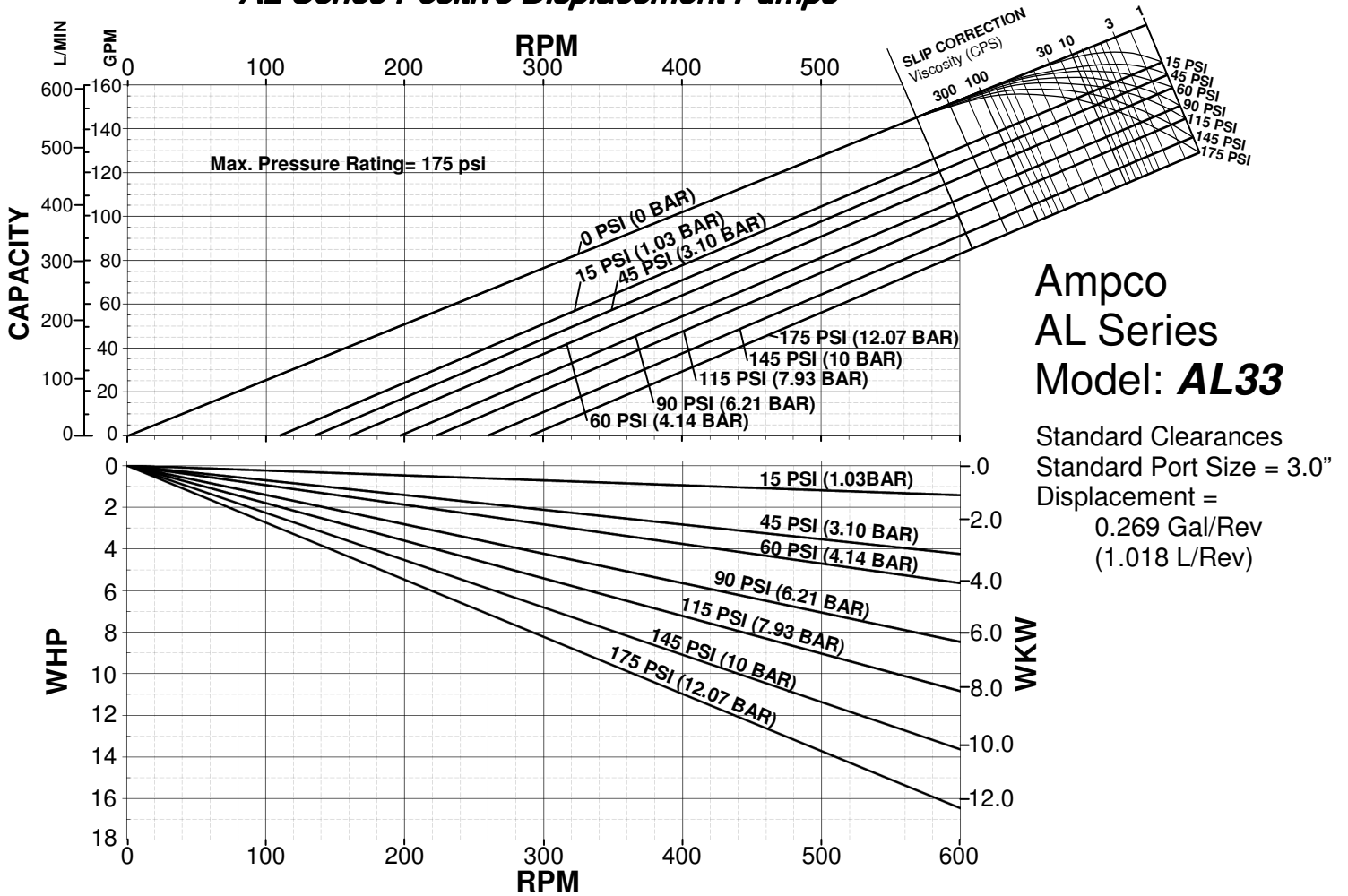
Where: p = pressure (psi or bar)  
v = viscosity correction factor (from graph)  
n = speed (RPM)  
c = displacement (G/rev. or L/rev from table below)

AL Series Model	25
C (G/rev)	.164
C (L/rev)	.621



**CSI** 417.831.1411  
csidesigns.com

# AL Series Positive Displacement Pumps

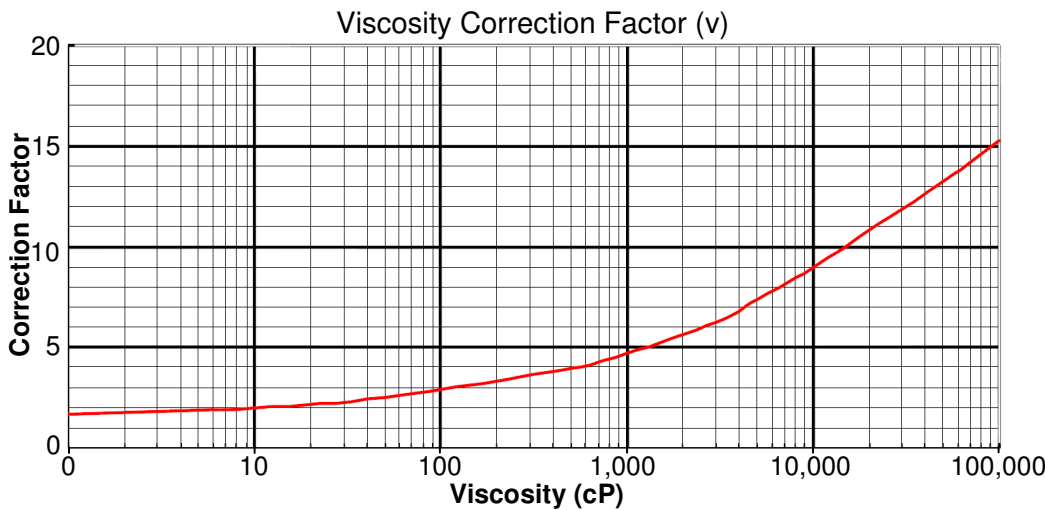


## Ampco AL Series Model: **AL33**

Standard Clearances  
Standard Port Size = 3.0"  
Displacement =  
0.269 Gal/Rev  
(1.018 L/Rev)

- Operating Specifications:
- 0-600 RPM Range
  - 175 PSI (12.07 bar) Max. Pressure
  - Temperature Range  
-40 °F (-40°C) to  
250 °F (121°C)

Subject to change without notice



(English units) **Total Power (HP)** =  $(.0007 \times p + .0051 \times v) \times n \times c$

(Metric units) **Total Power (Kw)** =  $\frac{(2 \times p + v) \times n \times c}{1000}$

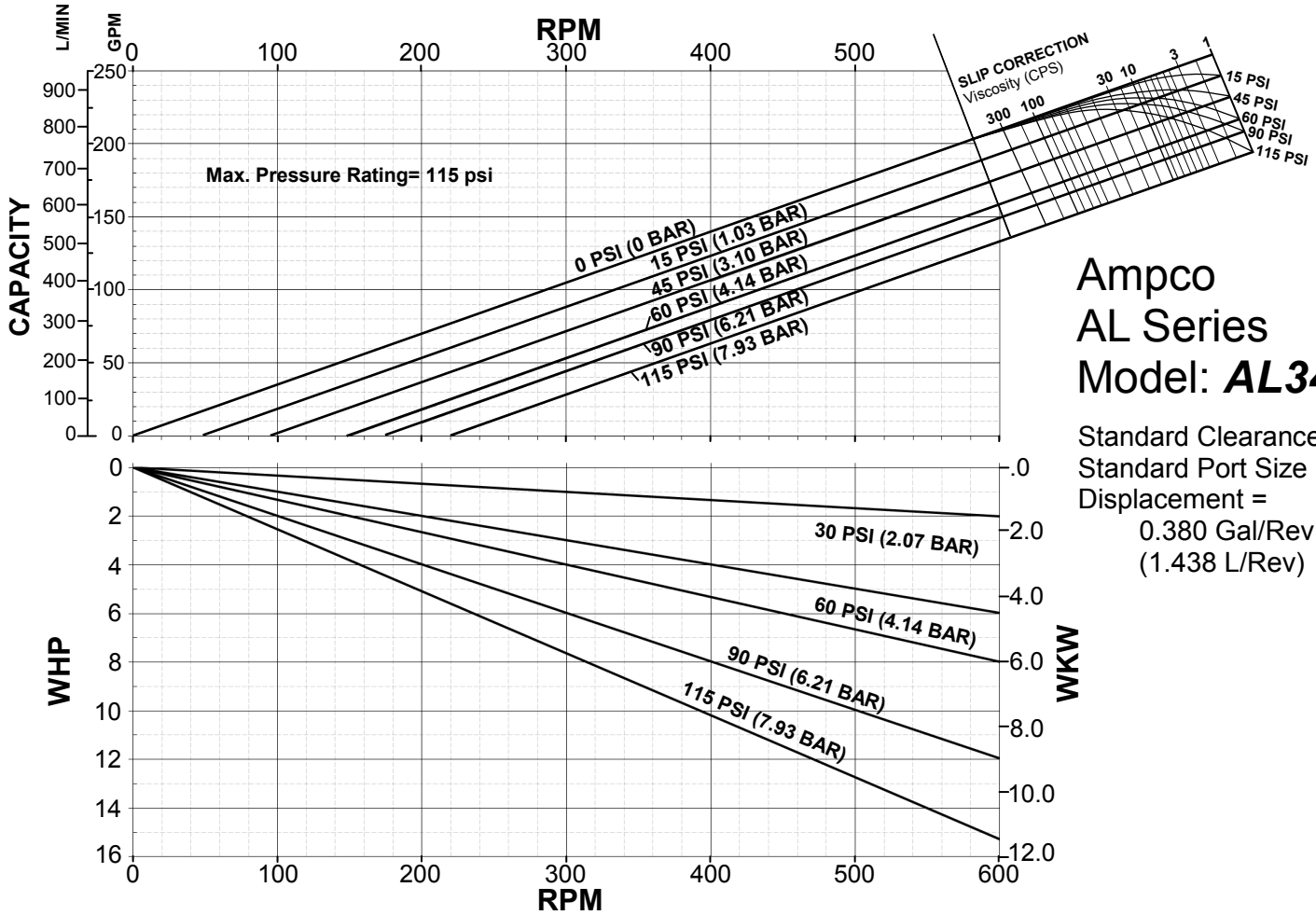
Where: p = pressure (psi or bar)  
v = viscosity correction factor (from graph)  
n = speed (RPM)  
c = displacement (G/rev. or L/rev from table below)

AL Series Model	33
C (G/rev)	.269
C (L/rev)	1.018



**CSI** 417.831.1411  
csidesigns.com

# AL Series Positive Displacement Pumps

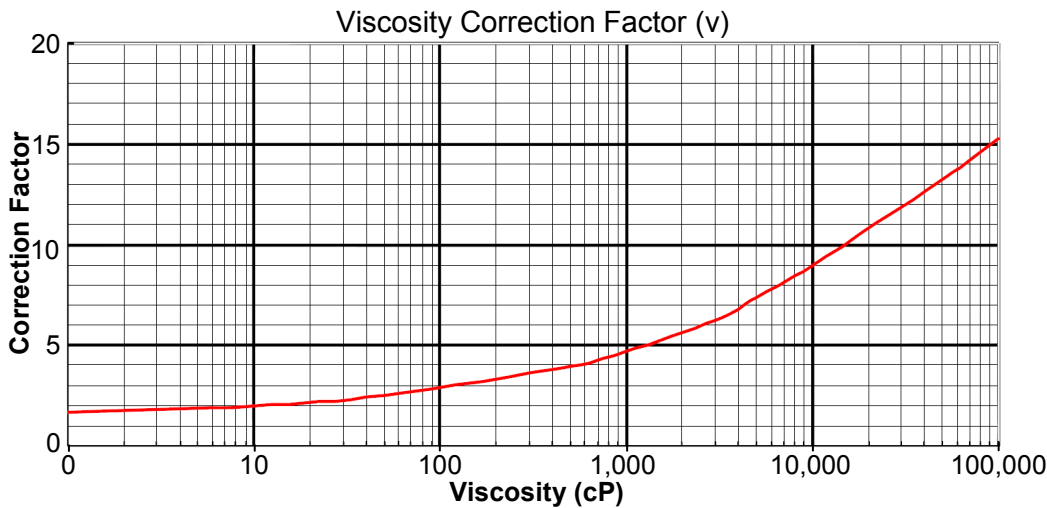


## Ampco AL Series Model: **AL34**

Standard Clearances  
Standard Port Size = 4.0"  
Displacement =  
0.380 Gal/Rev  
(1.438 L/Rev)

- Operating Specifications:
- 0-600 RPM Range
  - 115 PSI (7.93 bar) Max. Pressure
  - Temperature Range  
-40 °F (-40°C) to  
250 °F (121°C)

Subject to change without notice



(English units) **Total Power (HP)** =  $(.0007 \times p + .0051 \times v) \times n \times c$

(Metric units) **Total Power (Kw)** =  $\frac{(2 \times p + v) \times n \times c}{1000}$

Where: p = pressure (psi or bar)  
v = viscosity correction factor (from graph)  
n = speed (RPM)  
c = displacement (G/rev. or L/rev from table below)

AL Series Model	34
C (G/rev)	.380
C (L/rev)	1.438



**CSI** 417.831.1411  
csidesigns.com